

Como Ward




Mentone and its streets, including Como Parade, were named to create 'the new Riviera of the south'. Many of the streets were given the names of Italian cities and towns to establish a special atmosphere and destination in the 1880s. Mentone is experiencing a renaissance today. Como was the ward name prior to 2008.

People

There were **14,347** people estimated to be living in Como in 2021, this makes up 9% of the Kingston population.

Age group with the largest population

45-49 years Como
45-49 years Kingston



The population in Como grew at a higher rate than Kingston from 2016 to 2021

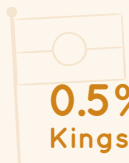
5% Como
4% Kingston

Age group that had the largest increase of people from 2016 to 2021

75-79 years Como
70-74 years Kingston

Como has a similar proportion of Aboriginal &/or Torres Strait Islander population to Kingston

0.5% Como
0.5% Kingston



A higher proportion of Como residents only speak English at home than in Kingston



80% Como
71% Kingston

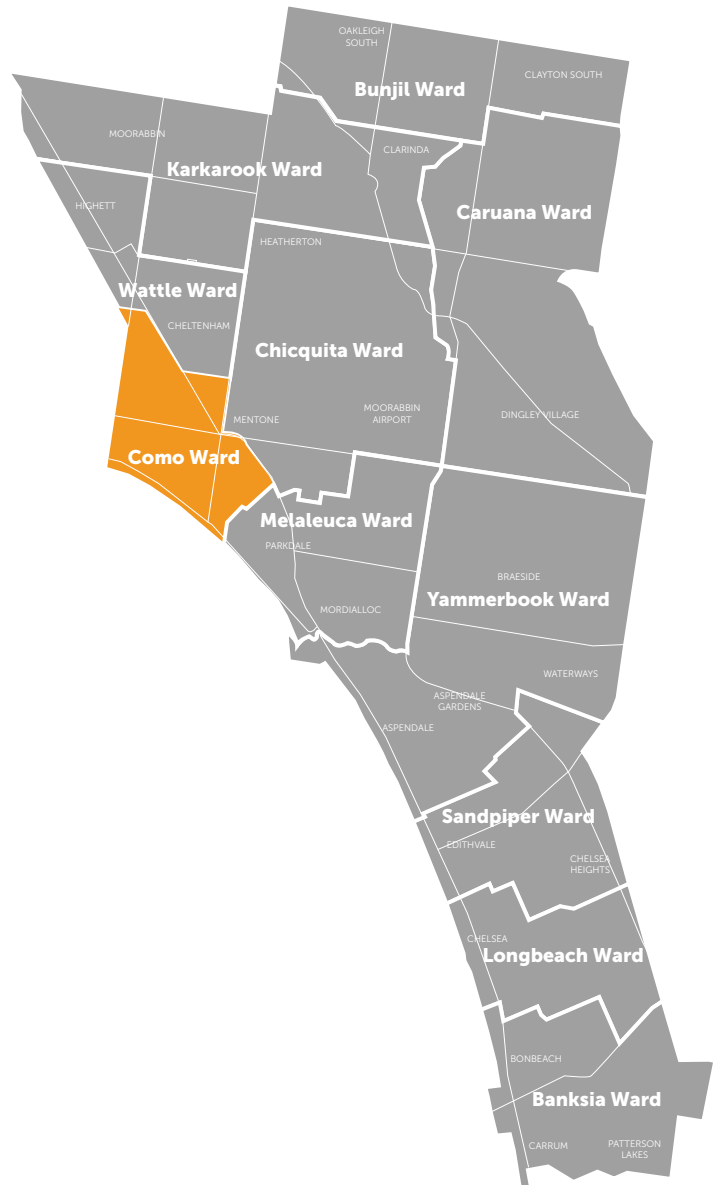
723 people need assistance due to a disability in Como

5% Como
6% Kingston



A lower proportion of people living in Como were born overseas than compared to Kingston

28% Como
32% Kingston



The top 3 overseas languages spoken at home

Como	Kingston
Mandarin 3%	Greek 4%
Greek 2%	Mandarin 4%
Russian 2%	Russian 1%



Education & Employment

TOP 3 Occupations:

Como		Kingston	
Professionals	31%	Professionals	27%
Managers	18%	Managers	15%
Clerical & Admin	14%	Clerical & Admin	14%

TOP 3 Industries of employment:

Como		Kingston	
Health care	14%	Health care	14%
Professional, Scientific & Tech Services	11%	Construction	10%
Education	10%	Retail	10%

A similar proportion of people are attending university in Como and Kingston

5%
Como
5%
Kingston



A higher proportion of people in Como have a Bachelor or Higher degree qualification than in Kingston

38%
Como
31%
Kingston



Connections

A higher proportion of people volunteer in Como than across Kingston

15%
Como
12%
Kingston



1,749 of people provide care to a person with a disability, long term illness or old age

15%
Como
14%
Kingston



Homes

There were **6,362** households in Como in 2021, this makes up 10% of total households in Kingston

A higher proportion of households are renting in Como than across Kingston

Como	
Own / Mortgage	62%
Renting privately	32%
Social housing	1%

Kingston	
Own / Mortgage	70%
Renting privately	23%
Social housing	2%

Households in Como earn the same amount as across Kingston

Median weekly household income:

\$1,867 Como

\$1,867 Kingston

Lone persons make up the largest proportion of households in Como

Como		Kingston	
Lone person	34%	Lone person	26%
Couples with children	26%	Couples with children	33%
Couples with no children	26%	Couples with no children	24%
One parent family	9%	One parent family	11%



A greater proportion of households in Como don't own a motor vehicle than across

8%
Como
6%
Kingston



Source of data - Australian Bureau of Statistics, Census of Population and Housing, 2021, Australia.

Learn more about your local area online

Community Directory
kingston.vic.gov.au/
community-directory

What's around me?
kingston.vic.gov.au

Demographic tools
kingston.vic.gov.au/demographics