

Caruana Ward


This ward is named after the pioneering family that gave its name to Caruana Woodland Reserve in Dingley Village; the ward is also home to the Grange Reserve in Clayton South. Both sites are treasured for their environmental significance and represent significant remnant vegetation assets that pre-date white settlement. Both also attract rare native bird life.

People

There were **14,424** people estimated to be living in Caruana in 2021, this makes up 9% of the Kingston population.

Age group with the largest population

45-49 years Caruana
45-49 years Kingston



The population in Caruana grew minimally from 2016 to 2021

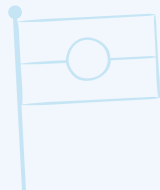
0.7% Caruana
4% Kingston

Age group that had the greatest increase of people from 2016 to 2021

70-74 years Caruana
70-74 years Kingston

Caruana has a lower Aboriginal &/or Torres Strait Islander population than Kingston

0.2% Caruana
0.5% Kingston



A lower proportion of Caruana residents only speak English at home than in Kingston



64% Caruana
71% Kingston

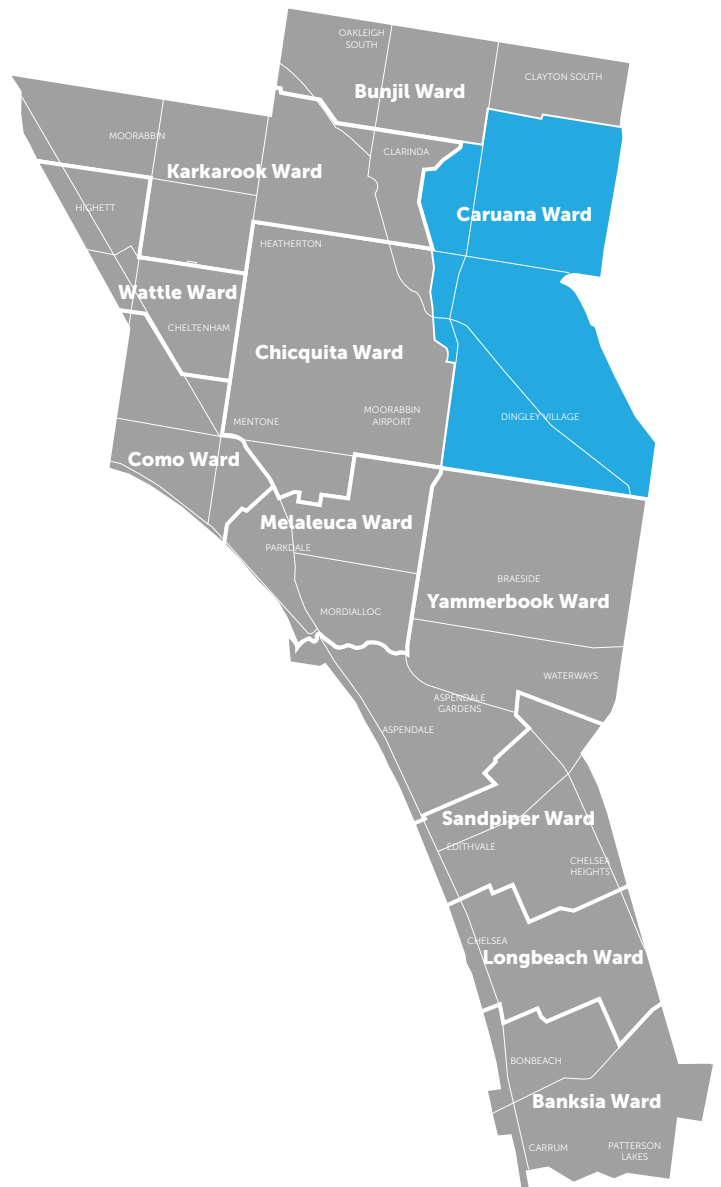
857 people need assistance due to a disability in Caruana

6% Caruana
6% Kingston



A higher proportion of people living in Caruana were born overseas than compared to Kingston

36% Caruana
32% Kingston



The top 3 overseas languages spoken at home



Caruana		Kingston	
Greek	5%	Greek	4%
Vietnamese	4%	Mandarin	4%
Mandarin	3%	Russian	1%

Education & Employment

TOP 3 Occupations:

Caruana		Kingston	
Professionals	21%	Professionals	27%
Clerical & Admin	15%	Managers	15%
Technicians & Trades	14%	Clerical & Admin	14%

TOP 3 Industries of employment:

Caruana		Kingston	
Health care	13%	Health care	14%
Retail	11%	Construction	10%
Manufacturing	11%	Retail	10%

A similar proportion of people are attending university in Caruana and Kingston

4%
Caruana
5%
Kingston



A lower proportion of people in Caruana have a Bachelor or Higher degree qualification than in Kingston

24%
Caruana
31%
Kingston



Connections


A similar proportion of people volunteer in Caruana and Kingston

12%
Caruana
12%
Kingston



1,702 people provided care to a person with a disability, long term illness or old age in Caruana

14%
Caruana
14%
Kingston



Homes

There were **5,178** households in Caruana in 2016, this makes up 8% of total households in Kingston

A higher proportion of households own or have a mortgage in Caruana than across Kingston

Caruana	
Own / Mortgage	80%
Renting privately	14%
Social housing	1%

Kingston	
Own / Mortgage	70%
Renting privately	23%
Social housing	2%

Households in Caruana earn a similar amount to Kingston

Median weekly household income:

\$1,851 Caruana

\$1,867 Kingston



Couples with children make up the largest proportion of households

Caruana		Kingston	
Couples with children	39%	Couples with children	33%
Couples with no children	25%	Couples with no children	24%
Lone person	19%	Lone person	26%
One parent family	11%	One parent family	11%



A lower proportion of households don't own a car in Caruana than across Kingston

4%
Caruana
6%
Kingston



Source of data - Australian Bureau of Statistics, Census of Population and Housing, 2021, Australia.

Learn more about your local area online

Community Directory
kingston.vic.gov.au/
community-directory

What's around me?
kingston.vic.gov.au

Demographic tools
kingston.vic.gov.au/demographics