

# Melaleuca Ward



Melaleuca are indigenous to Kingston, and are common today both in nature reserves, parks, as street trees and add to the biodiversity of our city. The Scented Paperbark (*Melaleuca squarrosa*), and Swamp Paperbark (*Melaleuca ericifolia*) line the Mordialloc Creek which is a major feature of this ward and of Kingston.

## People

There were **14,984** people estimated to be living in Melaleuca in 2021, this makes up 9% of the Kingston population.

Age group with the largest population

<b>45-49</b> years Melaleuca	<b>45-49</b> years Kingston
------------------------------------	-----------------------------------

The population in Melaleuca grew at a higher rate to Kingston from 2016 to 2021

<b>8%</b> Melaleuca	<b>4%</b> Kingston
------------------------	-----------------------

Melaleuca has a higher Aboriginal &/or Torres Strait Islander population than Kingston

<b>0.6%</b> Melaleuca	<b>0.5%</b> Kingston
--------------------------	-------------------------

Age group that had the largest increase of people from 2016 to 2021

<b>50-54</b> years Melaleuca	<b>70-74</b> years Kingston
------------------------------------	-----------------------------------

787 people need assistance due to a disability in Melaleuca

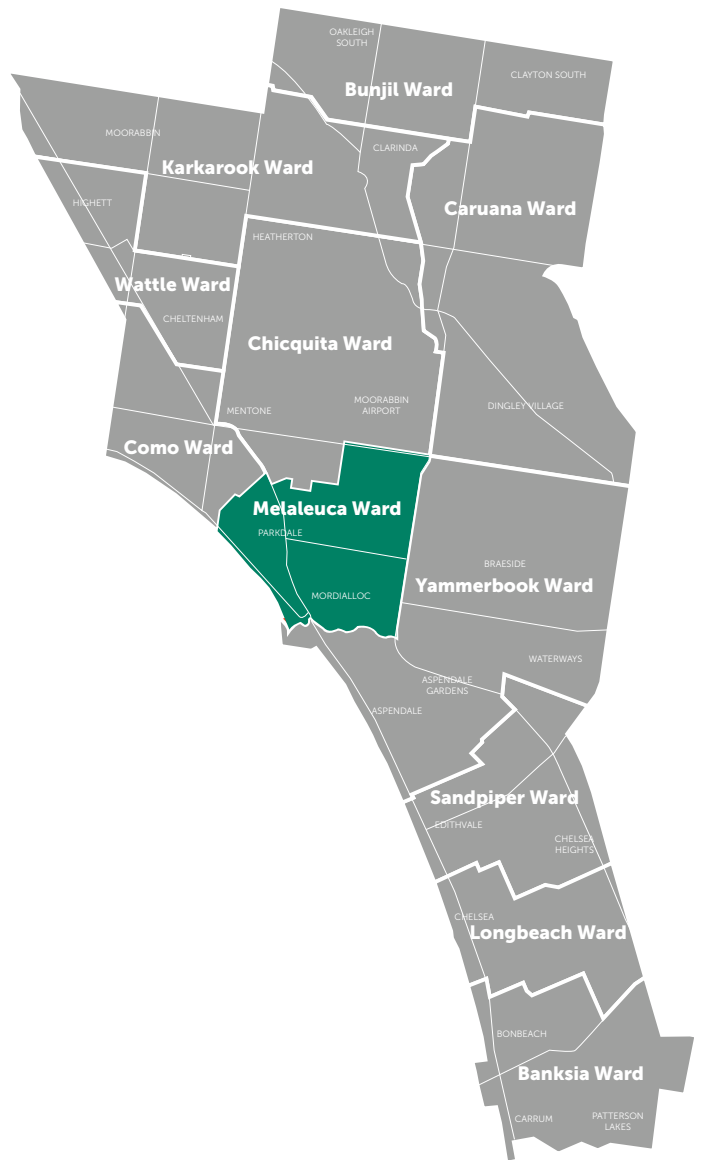
<b>5%</b> Melaleuca	<b>6%</b> Kingston
------------------------	-----------------------

A higher proportion of Melaleuca residents only speak English at home than in Kingston

<b>81%</b> Melaleuca	<b>71%</b> Kingston
-------------------------	------------------------

A lower proportion of people living in Melaleuca were born overseas than compared to Kingston

<b>25%</b> Melaleuca	<b>32%</b> Kingston
-------------------------	------------------------



The top 3 overseas languages spoken at home

Melaleuca		Kingston	
Greek	3%	Greek	4%
Mandarin	2%	Mandarin	4%
Italian	1%	Russian	1%

## Education & Employment


### TOP 3 Occupations:

Melaleuca		Kingston	
Professionals	29%	Professionals	27%
Managers	18%	Managers	15%
Clerical & Admin	15%	Clerical & Admin	14%


### TOP 3 Industries of employment:

Melaleuca		Kingston	
Health care	13%	Health care	14%
Education	11%	Construction	10%
Construction	11%	Retail	10%

A similar proportion of people are attending university in Melaleuca and Kingston



A higher proportion of people in Melaleuca have a Bachelor or Higher degree qualification than in Kingston



## Connections

A higher proportion of people volunteer in Melaleuca than across Kingston



1,684 people provided care to a person with a disability, long-term illness or old age in Melaleuca



## Homes

There were **6,006** households in Melaleuca in 2021, this makes up 10% of total households in Kingston

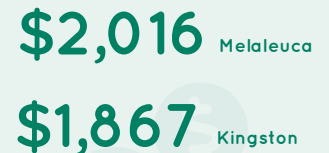
A similar proportion of households are renting in Melaleuca and Kingston

Melaleuca	
Own / Mortgage	70%
Renting privately	23%
Social housing	3%

Kingston	
Own / Mortgage	70%
Renting privately	23%
Social housing	2%

Households in Melaleuca earn more than across Kingston

Median weekly household income:



Couples with children make up the largest proportion of households

Melaleuca		Kingston	
Couples with children	<b>33%</b>	Couples with children	<b>33%</b>
Lone person	<b>29%</b>	Lone person	<b>26%</b>
Couples with no children	<b>23%</b>	Couples with no children	<b>24%</b>
One parent family	<b>10%</b>	One parent family	<b>11%</b>



A greater proportion of households don't own a car in Melaleuca than across Kingston



Source of data - Australian Bureau of Statistics, Census of Population and Housing, 2021, Australia.

## Learn more about your local area online

**Community Directory**  
kingston.vic.gov.au/  
community-directory

**What's around me?**  
kingston.vic.gov.au

**Demographic tools**  
kingston.vic.gov.au/demographics