

Banksia Ward




The Coast Banksia (*Banksia integrifolia*) is an indigenous species to Kingston especially prevalent in this ward, including one giant remnant pre-white-settlement tree on the foreshore at Bonbeach. They are particularly hardy in foreshore areas and stabilise the sand dunes. Council and the community have been protecting these trees for many years.

People

There were **13,881** people estimated to be living in Banksia in 2021, this makes up 9% of the Kingston population.

Age group with the largest population

60-64 years Banksia
45-49 years Kingston



The population in Banksia grew at a higher rate to Kingston from 2016 to 2021

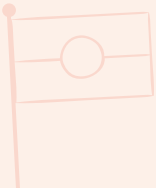
5% Banksia
4% Kingston

Age group that had the greater increase of people from 2016 to 2021


70-74 years Banksia
70-74 years Kingston

Banksia has a higher Aboriginal &/or Torres Strait Islander population than Kingston

0.7% Banksia
0.5% Kingston



A higher proportion of Banksia residents only speak English at home than in Kingston



83% Banksia
71% Kingston

689 people need assistance due to a disability in Banksia

5% Banksia
6% Kingston



A lower proportion of people living in Banksia were born overseas than compared to Kingston

24% Banksia
32% Kingston



The top 3 overseas languages spoken at home



Banksia		Kingston	
Mandarin	2%	Greek	4%
Greek	1%	Mandarin	4%
Russian	1%	Russian	1%

Education & Employment

TOP 3 Occupations:

Banksia		Kingston	
Professionals	23%	Professionals	27%
Managers	17%	Managers	15%
Clerical & Admin	15%	Clerical & Admin	14%

TOP 3 Industries of employment:

Banksia		Kingston	
Health care	14%	Health care	14%
Construction	13%	Construction	10%
Retail	9%	Retail	10%

A lower proportion of people are attending university in Banksia than Kingston

4%
Banksia
5%
Kingston



A lower proportion of people in Banksia have a Bachelor or Higher degree qualification than in Kingston

25%
Banksia
31%
Kingston



Connections

A similar proportion of people volunteer in Banksia and Kingston

12%
Banksia
12%
Kingston



1,576 people provided care to a person with a disability, long term illness or old age in Banksia

14%
Banksia
14%
Kingston



Homes

There were **5,986** households in Banksia in 2021, this makes up 10% of total households in Kingston

A similar proportion of households are renting in Banksia and Kingston

Banksia	
Own / Mortgage	70%
Renting privately	22%
Social housing	1%

Kingston	
Own / Mortgage	70%
Renting privately	23%
Social housing	2%

The median weekly household income in Banksia is similar to Kingston

Median weekly household income:

\$1,803 Banksia
\$1,867 Kingston

Lone persons make up the largest proportion of households in Banksia

Banksia		Kingston	
Lone person	30%	Lone person	26%
Couples with no children	27%	Couples with no children	24%
Couples with children	26%	Couples with children	33%
One parent family	11%	One parent family	11%



A similar proportion of households don't own a car in Banksia and across Kingston

6%
Banksia
6%
Kingston



Source of data - Australian Bureau of Statistics, Census of Population and Housing, 2021, Australia.

Learn more about your local area online

Community Directory
kingston.vic.gov.au/
community-directory

What's around me?
kingston.vic.gov.au

Demographic tools
kingston.vic.gov.au/demographics