

Como Ward




Mentone and its streets, including Como Parade, were named to create 'the new Riviera of the south'. Many of the streets were given the names of Italian cities and towns to establish a special atmosphere and destination in the 1880s. Mentone is experiencing a renaissance today. Como was the ward name prior to 2008.

People

There were **14,916** people estimated to be living in Como in 2019, this makes up 9% of the Kingston population.

Age group with the largest population

40-44 years Como
40-44 years Kingston



The population in Como grew at a higher rate to Kingston from 2011 to 2016

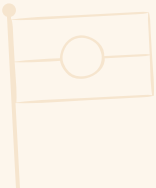
14% Como
6% Kingston

Age group that had the largest increase of people from 2011 to 2016

70-74 years Como
65-69 years Kingston

Como has a lower Aboriginal &/or Torres Strait Islander population than Kingston

0.18% Como
0.38% Kingston



A higher proportion of Como residents only speak English at home than in Kingston



78% Como
69% Kingston

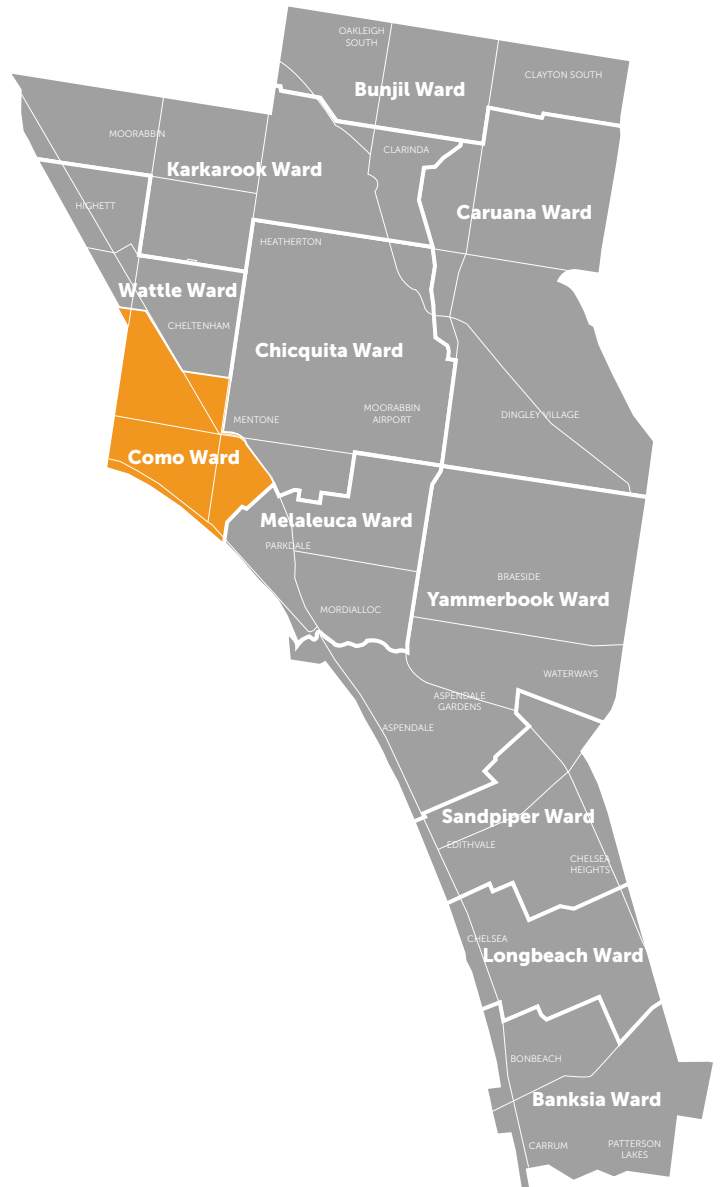
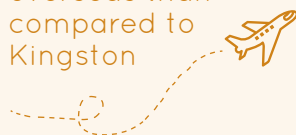
578 people need assistance due to a disability in Como

4% Como
5% Kingston



A lower proportion of people living in Como were born overseas than compared to Kingston

26% Como
31% Kingston



The top 3 overseas languages spoken at home



Como		Kingston	
Greek	3%	Greek	5%
Mandarin	2%	Mandarin	3%
Russian	1%	Italian	2%

Education & Employment

TOP 3 Occupations:

Como		Kingston	
Professionals	30%	Professionals	24%
Managers	17%	Clerical & Admin	15%
Clerical & Admin	15%	Managers	14%

TOP 3 Industries of employment:

Como		Kingston	
Health care	12%	Health care	12%
Professional	11%	Retail	11%
Education	11%	Education	9%

A higher proportion of people are attending university in Como than Kingston

6%
Como
5%
Kingston



A higher proportion of people in Como have bachelor degrees or higher qualifications than in Kingston

33%
Como
25%
Kingston



Connections

A higher proportion of people volunteer in Como than across Kingston

21%
Como
18%
Kingston



A similar proportion of homes do not have an internet connection

12%
Como
12%
Kingston



Homes

There were **5,678** households in Como in 2016, this makes up 10% of total households in Kingston

A higher proportion of households are renting in Como than across Kingston

Como	
Own / Mortgage	60%
Renting	34%
Social housing	1%

Kingston	
Own / Mortgage	68%
Renting	25%
Social housing	2%

Households in Como earn the same as across Kingston

Median weekly household income:

\$1,533 Como

\$1,533 Kingston

Lone persons make up the largest proportion of households in Como

Como		Kingston	
Lone person	32%	Lone person	24%
Couples with children	27%	Couples with children	33%
Couples with no children	25%	Couples with no children	23%
One parent family	9%	One parent family	10%



A lower proportion of households own two cars in Como than across Kingston

34%
Como
38%
Kingston



Source of data - 2016 ABS Census / 2018 - 2019 ABS Regional Population Growth, Australia

Learn more about your local area online



Near Me
kingston.vic.gov.au/nearme

Demographic tools
kingston.vic.gov.au/demographics