

Caruana Ward


This ward is named after the pioneering family that gave its name to Caruana Woodland Reserve in Dingley Village; the ward is also home to the Grange Reserve in Clayton South. Both sites are treasured for their environmental significance and represent significant remnant vegetation assets that pre-date white settlement. Both also attract rare native bird life.

People

There were **15,568** people estimated to be living in Caruana in 2019, this makes up 9% of the Kingston population.

Age group with the largest population

45-49 years Caruana
40-44 years Kingston



The population in Caruana grew at a lower rate to Kingston from 2011 to 2016

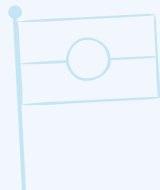
4% Caruana
6% Kingston

Age group that had the largest increase of people from 2011 to 2016


65-69 years Caruana
65-69 years Kingston

Caruana has a lower Aboriginal &/or Torres Strait Islander population than Kingston

0.16% Caruana
0.38% Kingston



A lower proportion of Caruana residents only speak English at home than in Kingston



63% Caruana
69% Kingston

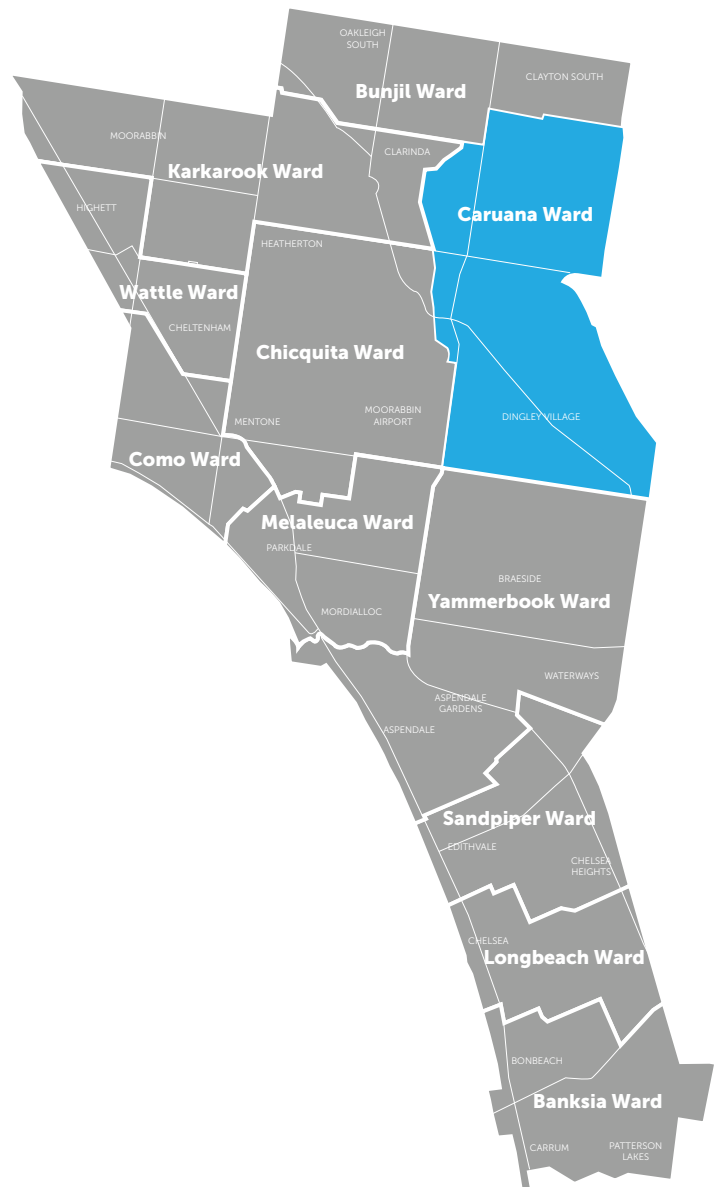
699 people need assistance due to a disability in Caruana

5% Caruana
5% Kingston



A higher proportion of people living in Caruana were born overseas than compared to Kingston

35% Caruana
31% Kingston



The top 3 overseas languages spoken at home



Caruana	Kingston
Greek 5%	Greek 5%
Vietnamese 4%	Mandarin 3%
Cantonese 3%	Italian 2%

Education & Employment

TOP 3 Occupations:

Caruana		Kingston	
Professionals	19%	Professionals	24%
Clerical & Admin	16%	Clerical & Admin	15%
Technicians & Trades	15%	Managers	14%

TOP 3 Industries of employment:

Caruana		Kingston	
Retail	12%	Health care	12%
Manufacturing	12%	Retail	11%
Health care	10%	Education	9%

A similar proportion of people are attending university in Caruana and Kingston

5%
Caruana
5%
Kingston



A lower proportion of people in Caruana have bachelor degrees or higher qualifications than in Kingston

20%
Caruana
25%
Kingston



Connections

A similar proportion of people volunteer in Caruana and Kingston

18%
Caruana
18%
Kingston



A similar proportion of homes do not have an internet connection

12%
Caruana
12%
Kingston



Homes

There were **5,107** households in Caruana in 2016, this makes up 9% of total households in Kingston

A higher proportion of households own or have a mortgage in Caruana than across Kingston

Caruana	
Own / Mortgage	81%
Renting	14%
Social housing	1%

Kingston	
Own / Mortgage	68%
Renting	25%
Social housing	2%

Households in Caruana earn less than across Kingston

Median weekly household income:

\$1,497 Caruana

\$1,533 Kingston

Couples with children make up the largest proportion of households

Caruana		Kingston	
Couples with children	40%	Couples with children	33%
Couples with no children	25%	Couples with no children	23%
Lone person	19%	Lone person	24%
One parent family	11%	One parent family	10%



A higher proportion of households own two cars in Caruana than across Kingston

41%
Caruana
38%
Kingston



Source of data - 2016 ABS Census / 2018 - 2019 ABS Regional Population Growth, Australia

Learn more about your local area online

my community life
com.au

Near Me
kingston.vic.gov.au/nearme

Demographic tools
kingston.vic.gov.au/demographics