

Banksia Ward




The Coast Banksia (*Banksia integrifolia*) is an indigenous species to Kingston especially prevalent in this ward, including one giant remnant pre-white-settlement tree on the foreshore at Bonbeach. They are particularly hardy in foreshore areas and stabilise the sand dunes. Council and the community have been protecting these trees for many years.

People

There were **14,334** people estimated to be living in Banksia in 2019, this makes up 9% of the Kingston population.

Age group with the largest population

55-59 years Banksia
40-44 years Kingston



The population in Banksia grew at a similar rate to Kingston from 2011 to 2016

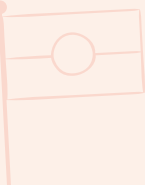
6% Banksia
6% Kingston

Age group that had the greater increase of people from 2011 to 2016


65-69 years Banksia
65-69 years Kingston

Banksia has a higher Aboriginal &/or Torres Strait Islander population than Kingston

0.46% Banksia
0.38% Kingston



A higher proportion of Banksia residents only speak English at home than in Kingston



81% Banksia
69% Kingston

607 people need assistance due to a disability in Banksia

5% Banksia
5% Kingston



A lower proportion of people living in Banksia were born overseas than compared to Kingston

23% Banksia
31% Kingston



The top 3 overseas languages spoken at home



Banksia		Kingston	
Mandarin	2%	Greek	5%
Greek	1%	Mandarin	3%
Italian	1%	Italian	2%

Education & Employment

TOP 3 Occupations:

Banksia		Kingston	
Professionals	21%	Professionals	24%
Clerical & Admin	17%	Clerical & Admin	15%
Technicians & Trades	15%	Managers	14%

TOP 3 Industries of employment:

Banksia		Kingston	
Construction	13%	Health care	12%
Health care	12%	Retail	11%
Retail	10%	Education	9%

A lower proportion of people are attending university in Banksia than Kingston

3%

Banksia

5%

Kingston



A lower proportion of people in Banksia have bachelor degrees or higher qualifications than in Kingston



20%

Banksia

25%

Kingston

Connections

A lower proportion of people volunteer in Banksia than across Kingston

17%

Banksia

18%

Kingston



A higher proportion of homes do not have an internet connection



13%

Banksia

12%

Kingston



Homes

There were **5,521** households in Banksia in 2016, this makes up 9% of total households in Kingston

A lower proportion of households are renting in Banksia than across Kingston

Banksia

Own / Mortgage	67%
Renting	24%
Social housing	1%

Kingston

Own / Mortgage	68%
Renting	25%
Social housing	2%

Households in Banksia earn less than across Kingston

Median weekly household income:

\$1,473 Banksia

\$1,533 Kingston

Lone persons make up the largest proportion of households

Banksia

Lone person **28%**

Couples with no children **26%**

Couples with children **25%**

One parent family **10%**

Kingston

Lone person **24%**

Couples with no children **23%**

Couples with children **33%**

One parent family **10%**



A similar proportion of households own two cars in Banksia than across Kingston



38%

Banksia

38%

Kingston

Source of data - 2016 ABS Census / 2018 - 2019 ABS Regional Population Growth, Australia

Learn more about your local area online